



Modular Cooking Range Line thermaline 85 - 2 Zone Induction Top, 1 Side, Backsplash

ITEM # _____
MODEL # _____
NAME # _____
SIS # _____
AIA # _____



588508 (MBIBBBDOAO)

Induction Top, 2 zones, one-side operated with backsplash

Short Form Specification

Item No.

Unit constructed according to DIN 18860_2 with 20 mm drop nose top. Internal frame for heavy duty sturdiness in stainless steel. 2 mm top in 1.4301 (AISI 304). Flat surface construction, easily cleanable. THERMODUL connection system enables seamless worktop when units are connected and avoids soil penetrating. Smooth glass ceramic surface without any "dead" spots allows for quick and easy cleaning. Features 9 power levels with fast deployment to full heating power and very low heat dissipation to kitchen. Overheat protection switches off the supply in case of overheating. Metal knobs with embedded hygienic silicon "soft" grip enable easier handling and cleaning. IPX5 water resistance certification.

Configuration: One side operated top with backsplash. The base needs to be supplied by the factory. Please include appropriate base.

Main Features

- Fast deployment with full heating power immediately.
- Low heat dissipation to the kitchen.
- Overheat protection: a temperature sensor switches off the supply in case of overheating.
- Pans can easily be moved from one area to another without lifting.
- The smooth glass-ceramic surface can be quickly and easily cleaned, thus providing maximum hygiene.
- All major components may be easily accessed from the front.
- THERMODUL connection system creates a seamless work top when units are connected to each other thus avoiding soil penetrating vital components and facilitating the removal of units in case of replacement or service.
- Metal knobs with embedded hygienic "soft-touch" grip for easier handling and cleaning. The special design of the controls prevents infiltration of liquids or soil into vital components.
- 9 power levels.

Construction

- Control light for each zone.
- IPX5 water resistance certification.
- 2 mm top in 1.4301 (AISI 304).
- Flat surface construction with minimal hidden areas to easily clean all surfaces
- Internal frame for heavy duty sturdiness in 1.4301 (AISI 304).
- Unit constructed according to DIN 18860_2 with 20 mm drop nose top.

Sustainability



- This model is compliant with Swiss Energy Efficiency Ordinance (730.02).

Optional Accessories

- Scraper for cook tops PNC 910601 ☐
- Connecting rail kit for appliances with backsplash, 850mm PNC 912498 ☐
- Portioning shelf, 400mm width PNC 912522 ☐
- Portioning shelf, 400mm width PNC 912552 ☐
- Folding shelf, 300x850mm PNC 912579 ☐
- Folding shelf, 400x850mm PNC 912580 ☐
- Fixed side shelf, 200x850mm PNC 912586 ☐
- Fixed side shelf, 300x850mm PNC 912587 ☐
- Fixed side shelf, 400x850mm PNC 912588 ☐
- Back panel, 400x700mm, for units with backsplash PNC 913009 ☐
- Endrail kit, flush-fitting, with backsplash, left PNC 913115 ☐

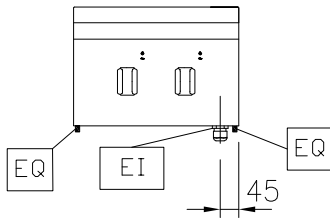
APPROVAL: _____



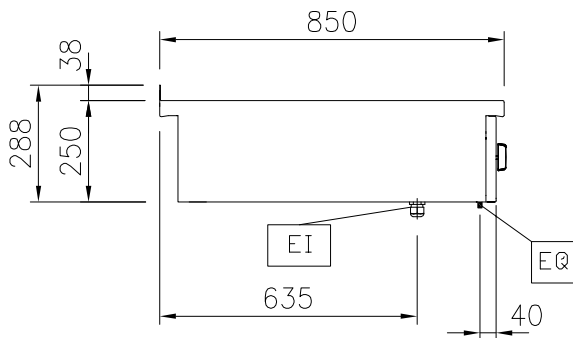
Experience the Excellence
www.electroluxprofessional.com

- Endrail kit, flush-fitting, with backsplash, right PNC 913116 ☐
- Endrail kit (12.5mm) for thermaline 85 units with backsplash, left PNC 913206 ☐
- Endrail kit (12.5mm) for thermaline 85 units with backsplash, right PNC 913207 ☐
- U-clamping rail for back-to-back installations with backsplash (to be ordered as S-code) PNC 913226 ☐
- Insert profile, d=850mm PNC 913231 ☐
- Stainless steel side panel (12,5mm), 850x400mm, left side, wall mounted PNC 913632 ☐
- Stainless steel side panel (12,5mm), 850x400mm, right side, wall mounted PNC 913633 ☐
- Stainless steel side panel (12,5mm), 850x400mm, flush-fitting, left side, wall mounted PNC 913634 ☐
- Stainless steel side panel (12,5mm), 850x400mm, flush-fitting, right side, wall mounted PNC 913635 ☐
- Additional wall mounting fixation - US PNC 913640 ☐
- Wall mounting kit top - TL85/90 - Factory Fitted PNC 913648 ☐
- Electric mains switch 25A 4mm² NM for modular H800 electric units (factory fitted) PNC 913676 ☐

Front

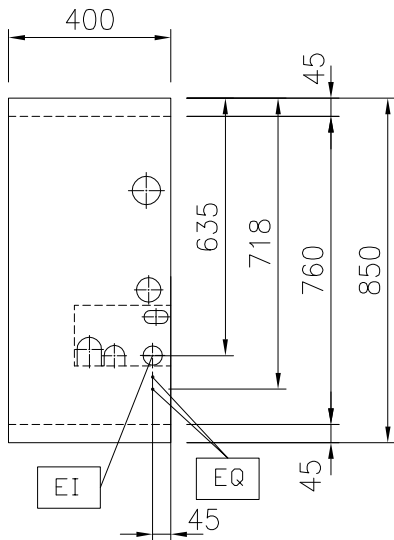


Side



EI = Electrical inlet (power)
EQ = Equipotential screw

Top



Electric

Supply voltage: 400 V/3N ph/50/60 Hz
Total Watts: 10 kW

Key Information:

External dimensions, Width: 400 mm
External dimensions, Depth: 850 mm
External dimensions, Height: 250 mm
Net weight: 24 kg
Configuration: One-Side Operated;Top
Front Plates Power: 5 - 0 kW
Back Plates Power: 5 - kW
Front Plates dimensions: 320x330
Back Plates dimensions: 320x330

Sustainability

Current consumption: 15 Amps

Optional Accessories

• Scraper for cook tops	PNC 910601	<input type="checkbox"/>
• Connecting rail kit for appliances with backsplash, 850mm	PNC 912498	<input type="checkbox"/>
• Portioning shelf, 400mm width	PNC 912522	<input type="checkbox"/>
• Portioning shelf, 400mm width	PNC 912552	<input type="checkbox"/>
• Folding shelf, 300x850mm	PNC 912579	<input type="checkbox"/>
• Folding shelf, 400x850mm	PNC 912580	<input type="checkbox"/>
• Fixed side shelf, 200x850mm	PNC 912586	<input type="checkbox"/>
• Fixed side shelf, 300x850mm	PNC 912587	<input type="checkbox"/>
• Fixed side shelf, 400x850mm	PNC 912588	<input type="checkbox"/>
• Back panel, 400x700mm, for units with backsplash	PNC 913009	<input type="checkbox"/>
• Endrail kit, flush-fitting, with backsplash, left	PNC 913115	<input type="checkbox"/>
• Endrail kit, flush-fitting, with backsplash, right	PNC 913116	<input type="checkbox"/>
• Endrail kit (12.5mm) for thermaline 85 units with backsplash, left	PNC 913206	<input type="checkbox"/>
• Endrail kit (12.5mm) for thermaline 85 units with backsplash, right	PNC 913207	<input type="checkbox"/>
• U-clamping rail for back-to-back installations with backsplash (to be ordered as S-code)	PNC 913226	<input type="checkbox"/>
• Insert profile, d=850mm	PNC 913231	<input type="checkbox"/>
• Stainless steel side panel (12,5mm), 850x400mm, left side, wall mounted	PNC 913632	<input type="checkbox"/>
• Stainless steel side panel (12,5mm), 850x400mm, right side, wall mounted	PNC 913633	<input type="checkbox"/>
• Stainless steel side panel (12,5mm), 850x400mm, flush-fitting, left side, wall mounted	PNC 913634	<input type="checkbox"/>
• Stainless steel side panel (12,5mm), 850x400mm, flush-fitting, right side, wall mounted	PNC 913635	<input type="checkbox"/>
• Additional wall mounting fixation - US	PNC 913640	<input type="checkbox"/>
• Wall mounting kit top - TL85/90 - Factory Fitted	PNC 913648	<input type="checkbox"/>
• Electric mains switch 25A 4mm ² NM for modular H800 electric units (factory fitted)	PNC 913676	<input type="checkbox"/>